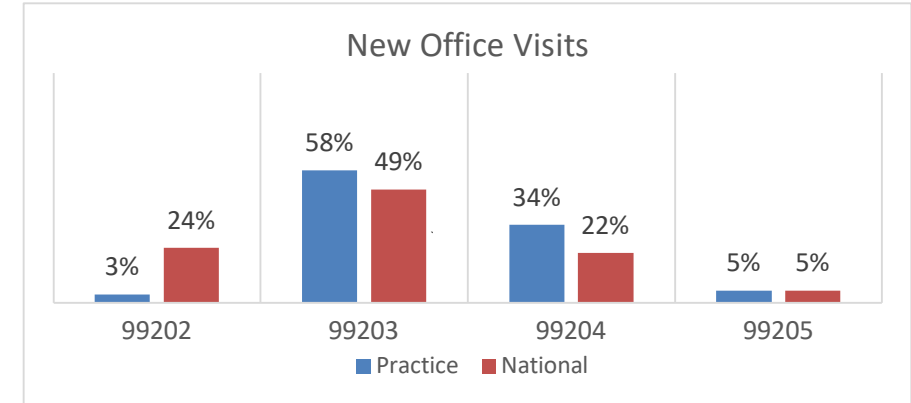


## Certified Nurse Midwife

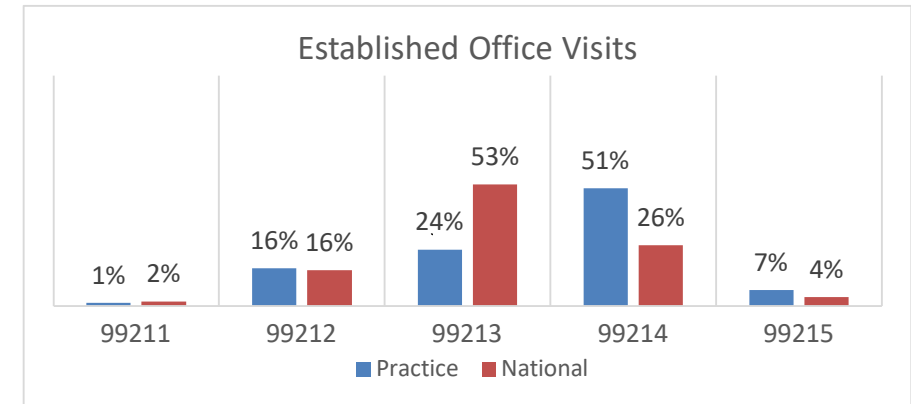
### New Office Visits

E&M Code	Current Count	Current Fee	Total RVUs	Current Gross Charges	Current Practice Dist. %	National Dist. %	Variance Practice vs. National	Redistributed Count	Redistributed Gross Charges	Charge Delta
99202	2	145	2.14	\$290	3.39%	23.83%	-85.77%	14	\$2,039	(\$1,749)
99203	34	226	3.29	\$7,684	57.63%	49.29%	16.90%	29	\$6,573	\$1,111
99204	20	336	4.90	\$6,720	33.90%	21.55%	57.27%	13	\$4,273	\$2,447
99205	3	440	6.48	\$1,320	5.08%	5.32%	-4.46%	3	\$1,382	(\$62)
<b>Totals</b>	<b>59</b>			<b>\$16,014</b>				<b>59</b>	<b>\$14,266</b>	<b>\$1,748</b>



### Established Office Visits

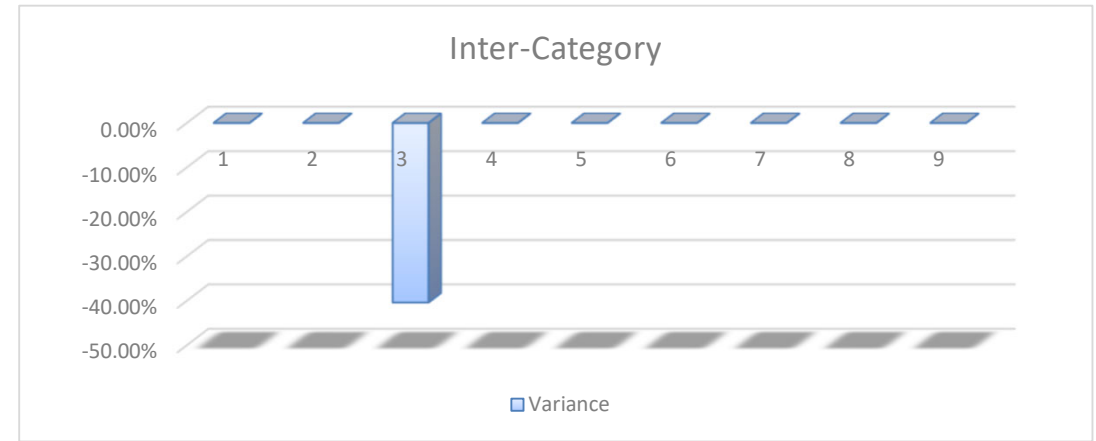
E&M Code	Current Count	Current Fee	Total RVUs	Current Gross Charges	Current Practice Dist. %	National Dist. %	Variance Practice vs. National	Redistributed Count	Redistributed Gross Charges	Charge Delta
99211	2	48	0.68	\$96	1.36%	1.74%	-22.01%	3	\$123	(\$27)
99212	24	114	1.66	\$2,736	16.33%	15.55%	4.98%	23	\$2,606	\$130
99213	36	184	2.66	\$6,624	24.49%	52.82%	-53.64%	78	\$14,287	(\$7,663)
99214	75	258	3.75	\$19,350	51.02%	26.20%	94.70%	39	\$9,938	\$9,412
99215	10	358	5.29	\$3,580	6.80%	3.68%	85.00%	5	\$1,935	\$1,645
<b>Totals</b>	<b>147</b>			<b>\$32,386</b>				<b>147</b>	<b>\$28,890</b>	<b>\$3,496</b>



Not enough data has been entered for this provider to complete all areas analysis

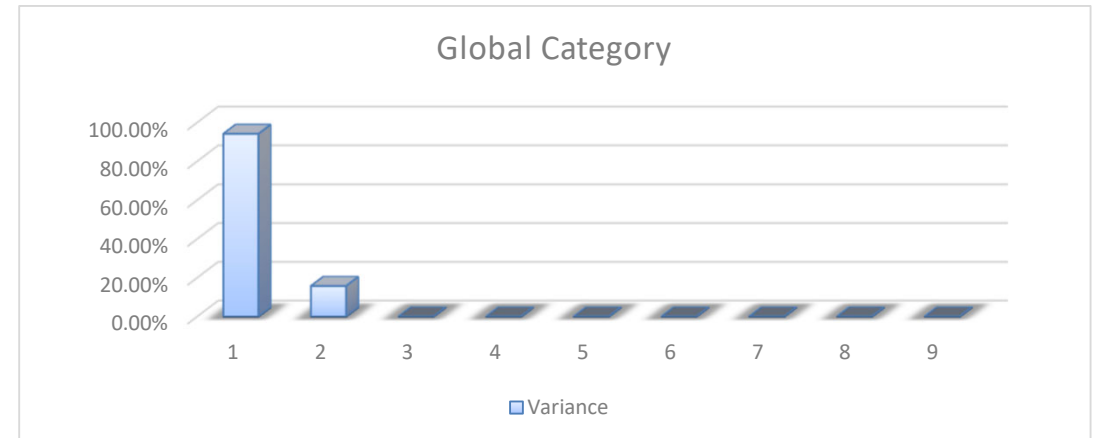
### Inter-Category Ratios

Description of Service for Comparison	National	Practice	Variance
Office Consult to New Office Visit	0.00	0.00	0.00%
Discharge Days to Initial Hospital Visit	0.43	0.00	0.00%
Established Office Visit to New Office Visit	4.18	2.49	-40.38%
Established Hospital Visit to Initial Hospital Visit	0.71	0.00	0.00%
Inpatient Consultations to Initial Hospital Visit	0.00	0.00	0.00%
Inpatient Consultations to Subsequent Hospital Visit	0.00	0.00	0.00%
Initial Observation Care to Initial Hospital Visit	0.00	0.00	0.00%
Observation or Inpatient Care to Initial Observation	0.00	0.00	0.00%
Observation or Inpatient Care to Initial Hospital Visit	0.26	0.00	0.00%



### Global Category Percent

Category Descriptions	National	Practice	Variance
<b>Total Number of E/M Services Calculated</b>		206	
New Office Visits to All E/M Codes	14.75%	28.64%	94.19%
Established Office Visits to All E/M codes	61.64%	71.36%	15.77%
Initial Hospital Visits to All E/M Codes	1.47%	0.00%	0.00%
Established Hospital Visits to All E/M Codes	1.05%	0.00%	0.00%
Outpatient Consults to All E/M Codes	0.01%	0.00%	0.00%
Inpatient Consults to All E/M Codes	0.00%	0.00%	0.00%
Emergency Department Services to All E/M Codes	1.27%	0.00%	0.00%
Comprehensive Nursing Home Visits to All E/M Codes	0.02%	0.00%	0.00%
Subsequent Nursing Home Visits to All E/M Codes	0.55%	0.00%	0.00%
<b>Category Summary</b>			
All Office Visits to All E/M Codes	76.39%	100.00%	30.91%
All Hospital Visits to All E/M Codes	2.52%	0.00%	0.00%
All Consults to All E/M Codes	0.01%	0.00%	0.00%
All Nursing Home Visits to All E/M Codes	0.57%	0.00%	0.00%



Not enough data has been entered for this provider to complete all areas analysis

**Utilization Distribution Calculations by Category**

Category	National Average RVU	Practice Average RVU	Variance
New Office Visits	3.533	3.959	12.07%
Established Office Visits	2.852	3.205	12.36%
Initial Observation Care	0.000	0.000	0.00%
Initial Hospital Visits	3.660	0.000	0.00%
Established Hospital Visits	1.766	0.000	0.00%
Observation/Inpatient Consult	4.478	0.000	0.00%
Discharge Days	2.325	0.000	0.00%
Outpatient Consult	2.550	0.000	0.00%
Initial Inpatient Consult	0.000	0.000	0.00%
Emergency Department Services	2.439	0.000	0.00%
Comprehensive Nursing Visit	4.760	0.000	0.00%
Subsequent Nursing Visit	1.975	0.000	0.00%

